

ctp

# Prague Airport



CZ

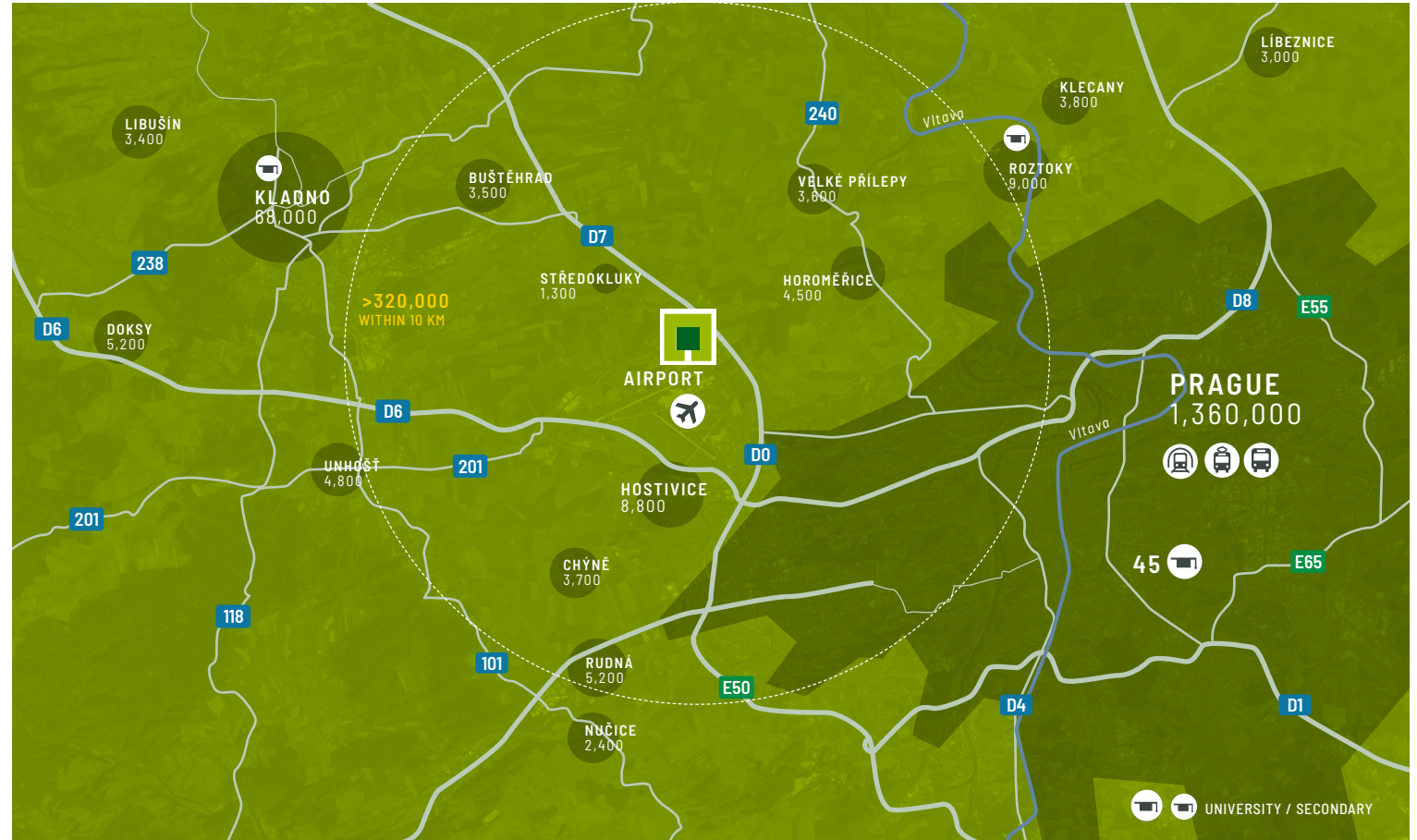


REGIONAL BENEFITS

## Access gate to Prague's market

CTPark Prague Airport is a modern logistics center in Prague, offering over 56,000 sqm of high quality warehousing together with ancillary office space and administrative facilities. With its high specification, proximity to Prague international airport and fast access to all major road connections around the city, CTPark Prague Airport offers a perfect solution to a wide variety of companies including logistics operators, transport companies, distributors, retailers and manufacturers.

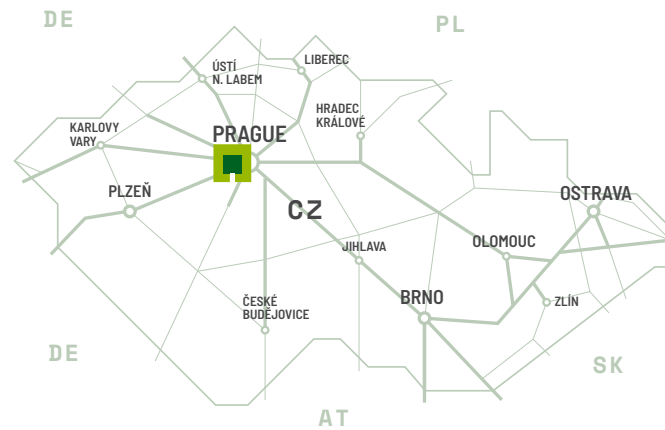
- ▶ Great accessibility D0 and D7 motorway
- ▶ Only 2 km from the Prague International Airport
- ▶ Large labour pool



 DIRECT ACCESS TO D7  
 PRAGUE CENTER CITY 18 KM  
 PRAGUE AIRPORT 2 KM  
 BUS STOP 500 M

MAJOR CITIES

Prague center city	18 km	0h 30min
Dresden	146 km	2h 00min
Brno	232 km	2h 30min
Berlin	346 km	4h 00min
Bratislava	358 km	3h 50min
Munich	378 km	4h 00min
Ostrava	397 km	4h 10min



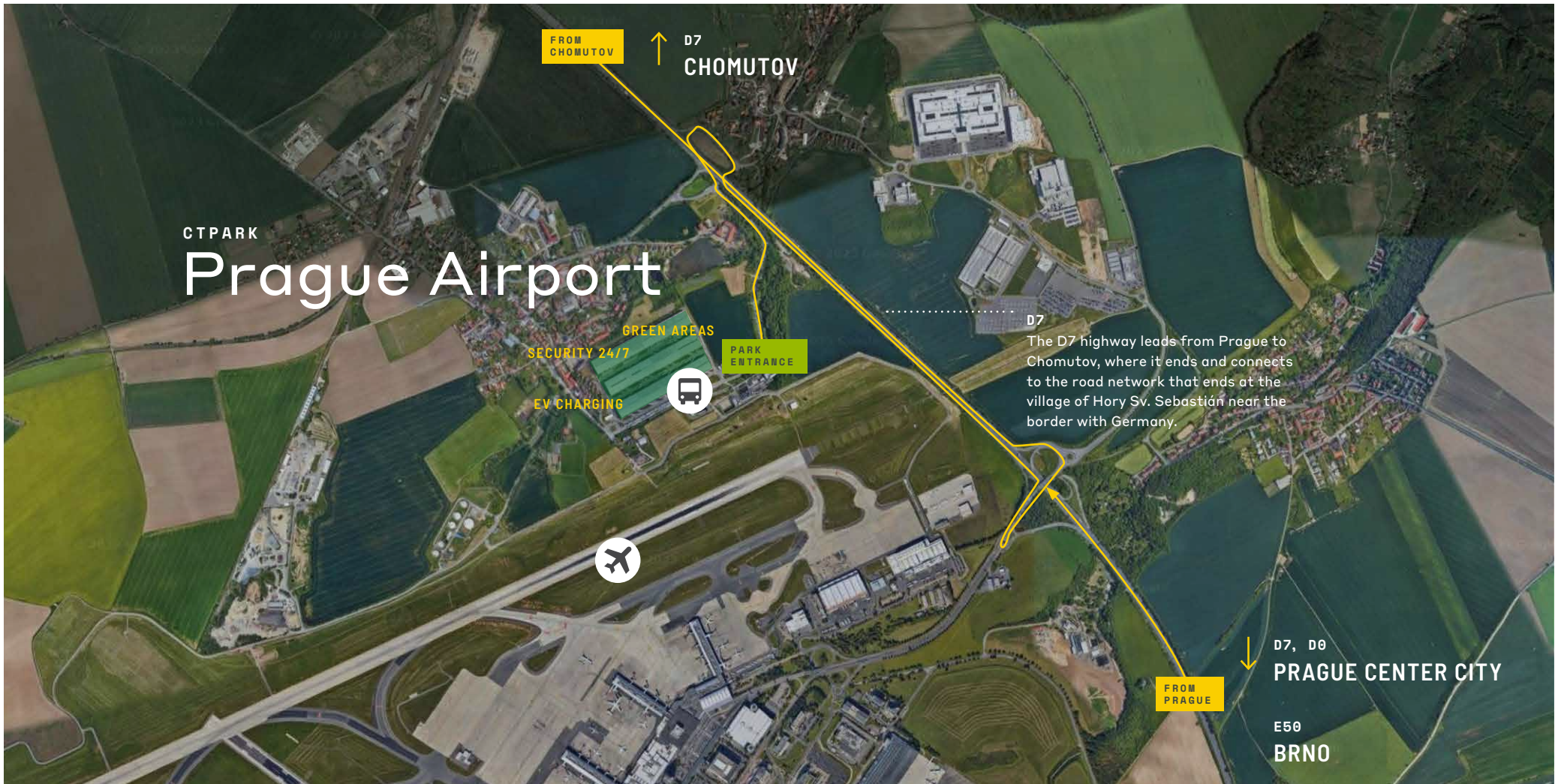
## LOCAL ACCESS

# Prague logistic park on the junction of D0 ring road and D7 motorway

CTPark Prague Airport offers convenient solution to clients which are seeking Pragues location with perfect access to the main road infrastructure. The park is directly on motorway D7 direction to Chomutov and further to Germany - Leipzig. Other direction to Prague's ring road D0 with access to all major CZ motorways and Prague centre.

## PARK FEATURES

- ▶ High floor loading
- ▶ LED lights
- ▶ 24/7 security on-site
- ▶ Parking
- ▶ Public transport on site
- ▶ Greenery



# Flexible units for logistics and light assembly




## AVAILABILITY & DELIVERY


<b>KNE2 - E1+E2</b>	<b>4,264 sqm</b>	<b>built available</b>
<b>KNE3 - A1</b>	<b>2,086 sqm</b>	<b>built available</b>


KEY PARK DATA

# CTPark Prague Airport


 PUBLIC TRANSPORT ON SITE

 HIGH FLOOR LOADING

 LED LIGHTS

 24/7 SECURITY ON-SITE

 LANDSCAPED AREAS

 BUS STOP 500 M

AVAILABLE NOW

## 6,350 sqm

DEVELOPMENT OPPORTUNITY

## 0 sqm

BUILT-UP AREA

## 54,267 sqm

TOTAL AREA

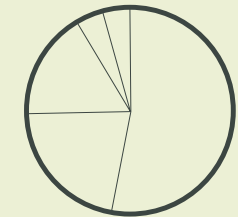
## 12.88 ha

PARK & NEARBY INVESTORS

- Vamar
- RH IT Solution
- Euphoria Trade
- KAKA CZ
- Maurice Ward
- Compalfa

INDUSTRIES IN THE PARK

- 53% 3PL
- 22% Manufacturing
- 17% Wholesale Trade
- 4% Retail Trade
- 4% Services





WHERE YOU NEED TO BE

10 countries

TRACK RECORD OF SUCCESS

11.8 million sqm  
GLA

SPACE FOR YOU TO GROW

23.4 million sqm  
landbank

LONG TERM PARTNER

>1,000 clients



**Michal Prib**  
Senior Business Developer  
Czech Republic

+420 778 734 734  
michal.prib@ctp.eu  
ctp.eu

CONTACT ME

